

Plagiarism, its detection and avoidance

Role of Librarians in Enhancing Quality Research

Webinar series

Presenter: Professor Ramesh C Gaur

Dean and Director (Lib & Inf.)

Indira Gandhi National Centre for Arts (IGNCA)



Academic and Research Libraries Standing Committee
International Federation of Library Associations and Institutions

About the Presenter

Professor Ramesh C. Gaur

PGDCA, MLISc, Ph.D. Fulbright Scholar (Virginia Tech, USA),
Dean, Director (Library & Information) & Head, Kala Nidhi Division
Indira Gandhi National Centre for Arts (IGNCA) - (Autonomous body of Ministry of Culture,
Government of India)

Profile: http://ignca.gov.in/PDF_data/profile_of_dr_ramesh_c_gaur.pdf
Mobile: 9810066244, Office 011-23388333 | e-mail: rcgaur66@gmail.com, gaur@ignca.nic.in |
www.ignca.gov.in



Member of International Advisory Committee-UNESCO MoW & National Coordinator- Expert's Group UNESCO Memory of the World(MoW) Programme in India ,Member-IFLA RSCAO and ARL Section, Governing Council-INFLIBNET, ND LTD Board of Directors, International Consultative Committee on Digital Dunhuang Project, China, eSS National Advisory Committee, UGC National Committee on Plagiarism Regulations, member of over 20 Library Advisory Committee / Boards of Many Central Universities and other institutions ;Awards-Have received 10 National and International awards;Have visited 22 countries in relation to various professional assignments

The purpose of research

Department of Intelligent
Computer Systems
University of Malta

- Why do we do research?
 - To contribute to or extend knowledge...
- How do we do this?
 - ... by building on the work of others
- We are expected to place our research in the right context...
- ... to show that we are aware of what else is happening
- ... to show that we understand where our work fits
- So our reports must contain an analysis of similar/relevant work

Reporting our research

Department of Intelligent
Computer Systems
University of Malta

- We have to make clear distinctions between what is our own original work, what is our opinion about the work of others, the claims of others we are reporting, and what is actually said by others (*verbatim*)
- ‘Work’ can be ideas, descriptions, research, data, opinions, pictures, figures, tables, etc.
- It should still be possible for the reader/examiner to tell difference between your own work, your opinion of the work of others, and the *verbatim* words of others

Copyrights vs Plagiarism

- Copyright is about protecting rights of creator of information
- **Plagiarism** is using someone else's work or ideas without giving proper credit
- Plagiarism is a violation of academic norms
- Plagiarism is an offence against the author, while copyright violation is an offence against the copyright holder.
- Copyright is applicable to licensed contents only, while plagiarism is applicable to both licensed and unlicensed contents
- <https://researchguides.uic.edu/c.php?g=252209&p=1682805>

Plagiarism in Research

Plagiarism is specifically defined as a form of research misconduct

“Misconduct means fabrication, falsification, plagiarism, or any other practice that seriously deviates from practices commonly accepted in the discipline or in the academic and research communities generally in proposing, performing, reviewing, or reporting research and creative activities.”

What is Plagiarism?

- The word **plagiarize** actually comes from the Latin **plagiare**—to kidnap (*Oxford English Dictionary*).

Plagiarism is the act of stealing someone else's work and attempting to "pass it off" as your own. This can apply to anything, from term papers to photographs to songs, even ideas!

- Submit a paper / Dissertation Thesis to be graded or reviewed that you have not written on your own.
- Copy answers or text from another classmate and submit it as your own.
- Quote or paraphrase from another paper without crediting the original author.
- Cite data without crediting the original source.
- Propose another author's idea as if it were your own.
- Fabricating references or using incorrect references.
- Submitting someone else's presentation, program, spreadsheet, or other file with only minor alterations;
- buying or selling term papers /assignments/ Dissertations / Thesis;



Plagiarism:
the act of presenting another's
work or ideas as your own.

Source: www.plagiarism.org

<http://tit.psu.edu/plagiarism/student-tutorial/defining-plagiarism-and-academic-integrity/>

Intentional Plagiarism: Falsification, Fabrication

- Fabrication is the intentional act of making up data or results and recording or reporting them.
- Falsification is manipulating research materials, equipment, or processes, or changing or omitting/suppressing data or results without scientific or statistical justification, such that the research is not accurately represented in the research record. This would include the "misrepresentation of uncertainty" during statistical analysis of the data.
- Fake peer reviews

▪

Unintentional or accidental Plagiarism

- Failing to document or “cite” properly. unfamiliar with International styles of documentation
- Quoting excessively
- Failing to use your own “voice” to present information or ideas
- May not know how to integrate ideas of others and document properly
- May not know how to take notes properly, or done sloppily
- taking the ideas of other writers and mixing them together.
- Using minimal or careless paraphrasing

Self-plagiarism


- Copying material you have previously produced and passing it off as a new production.
- Writers often maintain that because they are the authors, they can reuse their work as they please; it couldn't be defined as "plagiarism" since they are not taking any words or ideas from someone else. However, while the debate on whether self-plagiarism is possible continues, the ethics of self-plagiarism is significant, especially because self-plagiarism can infringe upon a publisher's copyright.

Why Do researchers Plagiarize

- Study Pressure,
- Disorganized research work
- Poor Study habits,
- Cut-and-Paste culture,
- **English as an International language- in many non-English speaking countries**
- lack of understanding seriousness of plagiarism.
- Lack of strict Academic Discipline
- Careless attitude
- Lack of referencing skills

- If student found guilty of academic misconduct;
 - A requirement for submission of a new or alternative piece of work.
 - The rescinding of University-funded scholarships or bursaries.
 - Partial or total loss of marks on the examination or assignment or course in which the offence occurred.
 - Suspension or expulsion from the University
 - A recommendation for revocation/rescinding of a degree.
- If a Researcher / Academician is found guilty; they may face following penalties
 - Disgrace to both Individual and institution
 - May face disciplinary action as per institute rules
 - it can cost a person his or her professional credibility or even a job
 - Debarment from eligibility to receive research funds for grants and contracts from any government agency in India,

Country of origin of publications retracted for fraud or suspected fraud (A), plagiarism (B), or duplicate publication (C).



Fang F C et al. PNAS 2012;109:17028-17033

What if plagiarism is detected?

Publisher's Policy

- COPE

- The **Committee on Publication Ethics (COPE)** was established in 1997 by a small group of medical journal editors in the UK but now has over 9000 members worldwide from all academic fields.
- Several major publishers (*including [Elsevier](#), [Wiley-Blackwell](#), [Springer](#), [Taylor & Francis](#), [Palgrave Macmillan](#) and [Wolters Kluwer](#)*) have signed up some, if not all, of their journals as COPE members.
- Flowcharts of detection on plagiarism

<http://publicationethics.org/>

Plagiarism detection Tools

- [Council of Writing Program Administrators](#)
- [Harvard College Writing Program's Guide to Using Sources](#)
- [iThenticate](#)
- [Plagiarism.org](#)
- [PlagTracker.com](#)
- [Turnitin.](#)
- [WriteCheck](#)
- Grammarly

Advantages

- Prevents Plagiarism
- Engages researchers to make concerted efforts to improve the research writings.
- can get instant feed back.
- Peer review (Reviewers can let anonymously critique and evaluate each other's papers).
- Identifies the different words which have been added, deleted, or substituted.
- Does citation verification.

Limitations

- Cannot identify plagiarism from a non online source .
- Has problems with mathematical formulas(latex files).
- Distorts the format of the original documents: tables, graphs, and images don't appear.
- Does not differentiate between quoted materials and original writing at times.

Understanding Originality report

Turnitin Document Viewer - Google Chrome

https://turnitin.com/dv?s=1&o=438953501&u=1014611349&lang=en_us&

M.Phil 11single draft of all chapters - DUE 18-...

single draft BY RAHUL MISHRA

turnitin 37% SIMILAR OUT OF 0

Originality GraderMark PeerMark

Match Overview Match 1 of 2

Rank	Source	Similarity
1	cejiss.org Internet source	10%
2	www.ui.se Internet source	5%
3	www.gpf-europe.com Internet source	5%
4	www.freepatentsonline.... Internet source	4%
5	bmaconline.org Internet source	2%
6	www.ifo.de Internet source	2%
7	www.brookings.edu Internet source	1%
8	www.scribd.com Internet source	1%

Internet source Full Source View

www.bacteria.gnorimiesgiasex.com

the Soviet Union's demise, the Yeltsin government of the Russian Republic had begun to attack the problems of macroeconomic stabilization and economic restructuring. By mid-1996, results were mixed. Since the collapse of the Soviet Union in 1991, Russia has tried to develop a market economy and achieve consistent economic growth. In October 1991, Yeltsin announced that Russia would proceed with radical, market-oriented reform along the lines of "shock therapy", as recommended by the United States and IMF. However, this policy resulted in economic collapse, with millions being plunged into poverty and corruption and crime spreading rapidly. Hyperinflation resulted from the removal of Soviet price controls and again following the 1998 Russian financial crisis. Assuming the

9

Since the collapse of the Soviet Union in 1991, Russia has tried to develop a market economy and achieve consistent economic growth. In October 1991, Yeltsin announced that Russia would proceed with radical, market-oriented reform along the lines of "shock therapy", as recommended by the United States and IMF. However, this policy resulted in economic collapse, with millions being plunged into poverty and corruption and crime spreading rapidly. Hyperinflation resulted from the removal of Soviet price controls and again because of the following 1998 Russian financial crisis. Assuming the role as the sequel to the legal personality of the Soviet Union, Russia took up the responsibility for settling the USSR's external debts, even though its population made up just half of the population of the USSR at the time of its dissolution. When, once all enterprises used to belong to the state and were supposed to be equally owned amongst all citizens, they fell into the hands of a few, who became immensely

PAGE: 2 OF 85

Text-Only Report

2:52 PM 7/13/2014

Exclusions from similarity checks

- The similarity checks for plagiarism shall exclude the following:
 - (i) All quoted work either falling under public domain or reproduced with all necessary permission and/or attribution.
 - (ii) All references, bibliography, table of content, preface and acknowledgements.
 - **(iii) All small similarities of minor nature.**
 - (iv) All generic terms, laws, standard symbols and standards equations.

How to Avoid Plagiarism?

1. **simply be honest;**
2. Understand what is plagiarism is? How to detect and avoid it
3. Read very carefully guidelines for writing thesis / dissertations / research papers/research and results reporting
4. **Must familiarize yourself with the subject**
5. **Must know resources at your disposal**
6. Acknowledge the author of the original work you've used.
7. How to cite a source
8. Understand what *doesn't* need to be cited
9. Put your research under Open Access-for more visibility

Must do things before start of research work

- Attend research methodology workshop, English remedial course, training in reference management tools, Library orientation programme etc. author workshops and course on technical writing skills etc
- How to read, understand, analysis and take notes from a a article ieeecss.org/CSM/library/1999/feb1999/03-studentguidetoresearch.pdf (Dennis S Bernstein's 51 tips-Students Guide to research)
- Get account to check plagiarism, use of reference management tools, research forums, online discussion groups,

Forums to share Research

ResearchGate

For employers Join for free Log in

Advance your research

Discover scientific knowledge, and make your research visible.

[Join for free](#)

[Connect with LinkedIn](#) [Connect with Facebook](#)

“Links researchers from around the world.”

Bloomberg Businessweek

Transferring data from c5ugstafic.net...

ACADEMIA

LOG IN

Join 40,225,768 Academics

Academia is the easiest way to share papers with millions of people across the world for free. A study recently published in PLOS ONE found that papers uploaded to Academia receive a 69% boost in citations over 5 years.

[GOOGLE SIGN UP](#) [FACEBOOK SIGN UP](#)

Don't have Google or Facebook? [Sign Up with Email](#)

[Job Board](#) [About](#) [Press](#) [Blog](#) [People](#) [Papers](#) [Terms](#) [Privacy](#) [Copyright](#) [We're Hiring!](#) [Help Center](#)

Find new research papers in: [Physics](#) [Chemistry](#) [Biology](#) [Health Sciences](#) [Ecology](#) [Earth Sciences](#) [Cognitive Science](#) [Mathematics](#) [Computer Science](#)

ORCID | Connecting Research and Researchers

DISTINGUISH YOURSELF IN THREE EASY STEPS

ORCID provides a persistent digital identifier that distinguishes you from every other researcher and, through integration in key research workflows such as manuscript and grant submission, supports automated linkages between you and your professional activities ensuring that your work is recognized. [Find out more.](#)

- 1 REGISTER** Get your unique ORCID identifier [Register now!](#)
Registration takes 30 seconds.
- 2 ADD YOUR INFO** Enhance your ORCID record with your professional information and link to your other identifiers (such as Scopus or ResearcherID or LinkedIn).
- 3 USE YOUR ORCID ID** Include your ORCID identifier on your Webpage, when you submit publications, apply for grants, and in any research workflow to ensure you get credit for your work.

LATEST NEWS

- Fri, 2016-08-05 [Meet ORCID consortium member CSC](#)
- Wed, 2016-08-03 [Vote now for your most wanted how-to videos](#)
- Fri, 2016-07-29 [Announcing Peer Review Week 2016](#)

6:35 AM 8/8/2016

6:32 AM 8/8/2016

What is Referencing ?

- What is citation
- How do I cite sources
- Doesn't citing sources make my work seem less original
- When do I need to cite
- What's a Bibliography?
- what's an Annotated Bibliography?
- What is difference between References and Bibliography?
- What are Endnotes
- What are Footnotes?
- What's the difference between Footnotes and Endnotes
- If I cite sources in the Footnotes (or Endnotes), how's that different from a Bibliography

Create research diary or research notes

- a balance between the ideas you have taken from other sources and your own, original ideas.
- **Take notes of referred sources-** marking page numbers, record bibliographic information or web addresses for every source.
- **Note-taking**
 - First note source's bibliographic information.
 - Paraphrase or summarize as you go
 - Put a "P" or an "S" next to paraphrases & summaries
 - Use a "Q" to mark the beginning and end of passages copied directly from the text..
 - Use different coloured ink for copied ideas
 - Whether you paraphrase or copy direct quotations, always keep the citation/page information with the text, so that if you decide to rearrange your notes you have a record of what came from where.
- Remember to write down not just the useful information you discover but where you have found it too.
- It's very difficult to backtrack later if you can't remember which book or website the information comes from

Referencing – why do it?

- Sources need to be acknowledged when you are writing your project/Thesis / Dissertation/paper/ book/chapter etc..
- This allows your teacher to
 - Check your work
 - See which sources of information you have used
 - Ensure you haven't just made up the information
- This allows referees / reviewer / examiner to verify the contents

What to cite?

When you write some paper / dissertation or thesis you may use:

- Words;
- Opinions;
- Statistics;
- Facts;
- Information from an author or any other source, and
- Pictorial representations,

you are **required** to put down a footnote, quotation marks, and/or an in-text parenthetical reference to the author. If there is no author, then state where you found the information.

Citation styles

- Humanities

- Chicago
- [Writer's Handbook: Chicago Style Documentation](#)
- [Excellent FAQ on Usage in the Chicago Style](#)
- [Writer's Handbook: Chicago Style Documentation](#)
- MLA (Modern Language Association)
- [Writer's Handbook: MLA Style Documentation](#)
- [MLA Citation Style](#)

- Sciences

- ACS (American Chemical Society)
- [AMA Citation Style](#)
- IEEE (Institute of Electrical and Electronics Engineers)
- [Electrical Engineering Citation Style](#)
- NLM (National Library of Medicine)
- [NLM Style Guide](#)
- [National Library of Medicine Recommended Formats for Bibliographic Citation \(PDF format\)](#)
- Vancouver (Biological Sciences)
- [Introduction to the Vancouver Style](#)

- Social Sciences

- AAA (American Anthropological Association)
- [Citations and Bibliographic Style for Anthropology Papers](#)
- APA (American Psychological Association)
- [Writer's Handbook: APA Style Documentation](#)
- [APA Style.org](#)
- APSA (American Political Science Association)
- [Writer's Handbook: APSA Documentation](#)
- Legal Style
- [Legal Citation: Using and Understanding Legal Abbreviations](#)
- [Legal Research and Citation Style in the USA](#)

- Other

- [General info on citing web documents](#)
- [Recommended Multi-Style Links](#)
- [Recommended Multi-Style Links](#)

Summarizing, Paraphrasing, and Quoting

- Depending on the conventions of your discipline, you may have to decide whether to...
- Scholars in the humanities tend to summarize, paraphrase, and quote texts; social scientists and natural scientists rely primarily on summary and paraphrase.

Integrating Sources

In order to use a source effectively in your paper, you must integrate it into your argument in a way that makes it clear to your reader not only which ideas come from that source, but also what the source is adding to your own thinking- what the source is doing in your paper.

Choosing Relevant parts of a source

- When you use sources in a paper, remember that the main focus of your paper should always be on what you are saying, rather than on what any individual source is saying.
- In order to make the strongest argument you can, you should always be trying to strike a balance between your sources and your own voice.
- When you consult multiple sources for a research paper, you might find yourself trying to strike an even more delicate balance between the voices of those sources and your own voice.

When and how to summarize

- When you summarize, you provide your readers with a condensed version of an author's key points. A summary can be as short as a few sentences or much longer, depending on the complexity of the text and the level of detail you wish to provide to your readers.

Paraphrasing

Good paraphrases...

Know how to Paraphrase-A paraphrase is a restatement **in your own words** of someone else's ideas. Changing a few words of the original sentences does NOT make your writing a legitimate paraphrase. You must change **both the words and the sentence structure** of the original, **without** changing the content. Also, you should keep in mind that paraphrased passages **still require citation** because the ideas came from another source, even though you are putting them in your own words

1) change the order & structure of sentences

2) use synonyms/different forms of words

3) may change the voice or perspective

Source: <http://www.academicintegrity.uoguelph.ca/>

Using Quotations

- What is quoting
- When to quote
- How much to quote
- How do I incorporate quotations in my paper
- Quoting Within Quotes
- How do I include long quotes in my paper?
- Single vs double quotations
- Punctuating quotations

When to quote

- The basic rule of thumb in all disciplines is that you should only quote directly from a text when it's important for your reader to see the actual language used by the author of the source.
- When you are discussing an author's position or theory and you plan to discuss the wording of a core assertion or kernel of the argument in your paper.
- When you risk losing the essence of the author's ideas in the translation from her words to your own.
- When you want to appeal to the authority of the author and using his or her words will emphasize that authority.

Using quote- how much

- Generally anything beyond 4 words you should cite it.
- A quote is a word, sentence, or sentences that a writer copies exactly from a source.
- A quote is enclosed in quotation marks (for quotes up to 39 words).
- For quotes of 40 or more words, it stands alone without quotation marks and is indented five (5) spaces from the left margin.

Plagiarism and Groupwork

Department of Intelligent
Computer Systems
University of Malta

- Some assignments and Assigned Practical Tasks require you to work in groups
- Sometimes you will submit a single piece of work as a joint report
- Other times you will work together, but submit separate reports
- Remember to give credit where it is due

Research Papers and Thesis and dissertations

- You may include research papers where you are the first author written during the period of your research
- Contributions As a second author- may be used as other references

Tools for in Reference Management and Academic Writing Skills

- [Citation Machine](#).
- [CrossRef](#)
- [EasyBib](#).
- [EndNote](#)
- [Mendeley](#)
- [OWL – Research and Citation Resources](#)
- [Zotero](#)

ENDNOTE®

Site Search

LOG IN TO ENDNOTE >

ENDNOTE | DOWNLOADS | TRAINING | SUPPORT | ABOUT | CONTACT US | BUY NOW

It's for more than bibliographies

Find, store, create and share research in the most efficient way possible. Sync your EndNote library across your desktop, iPad and online, and access your research from anywhere.

BUY it

TRY it

CHECK OUT THE LATEST UPDATE



FIND it >

Search hundreds of online databases and import your existing PDF collection. Then use EndNote to find full-text articles, update incomplete references and search your entire library, including your PDF annotations.

STORE it >

With unlimited desktop reference storage and up to 5GB of online storage, EndNote lets you organize and store your research and related notes and files in any way that works for you. Group your references, make PDF annotations and add multiple file attachments to each reference.

CREATE it >

Use Cite While You Write (CWYW), our patented bibliography creation technology, to create and format your reports, manuscripts and proceedings. Choose from over 5,000 bibliographic styles, and easily create complex bibliographies and custom reference types.

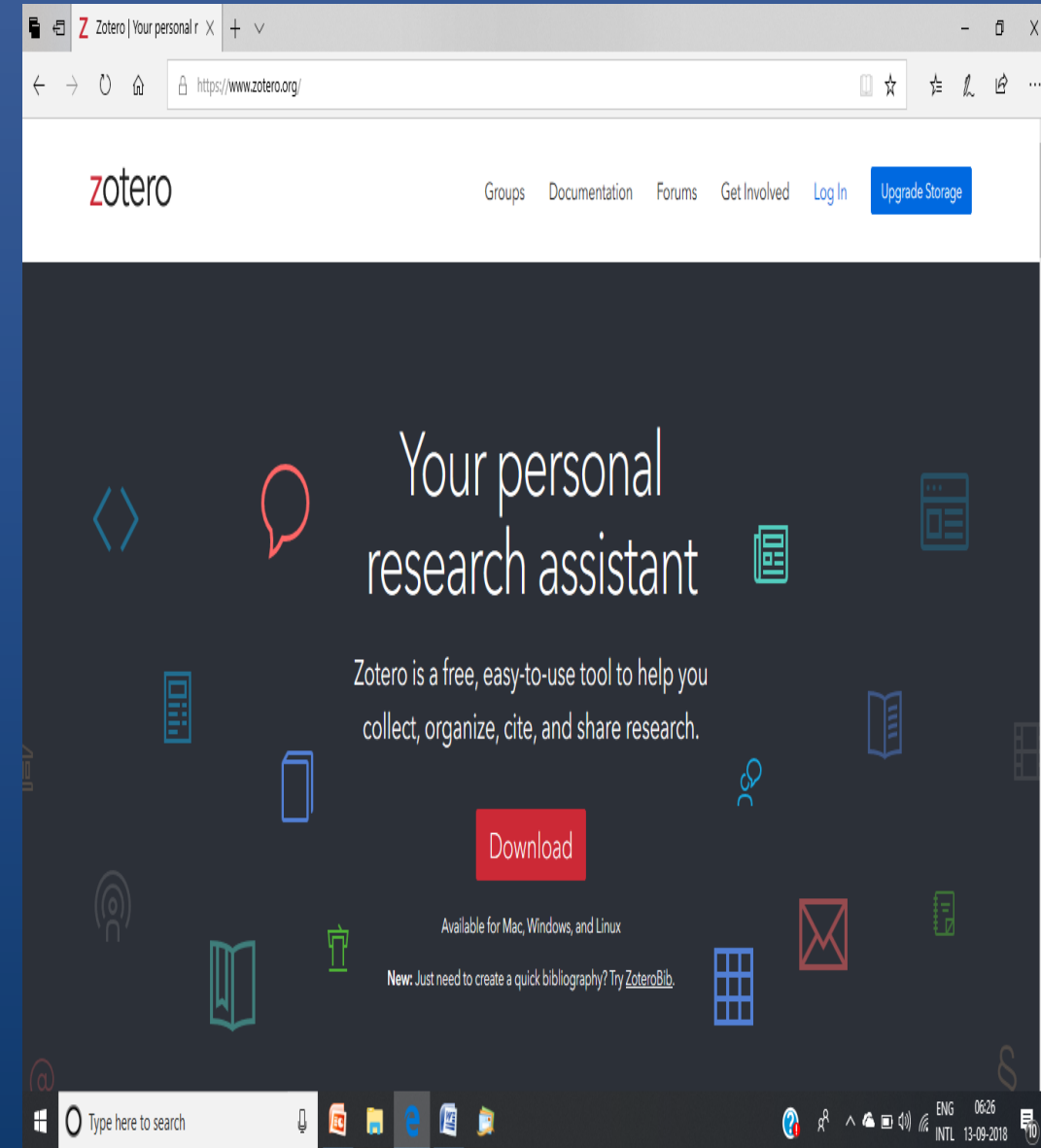
SHARE it >

Share your research with colleagues and collaborate online. Give others read/write access to add references to the groups you share or import references into your library from someone else's shared group.

- Mendeley is a free reference manager
- a combination of a **desktop application** and a **website** [easy Sync]
- to manage, share and discover both content and contacts in research
- download Mendeley for free
- quick & simple installation
- add all your PDFs (Articles, Book Chapters, etc.)
- organize, cite and collaborate...
- works on Windows, Mac & Linux
- free and fully compatible with Windows Word 2003 – 2010, Mac Word 2008 – 2011, LibreOffice and BibTeX

The screenshot shows the Mendeley website homepage in a browser window. The browser's address bar displays the URL <https://www.mendeley.com/?switchedFrom=>. The website header includes the Mendeley logo, navigation links for "Reference Management", "Research Network", "Datasets", "Careers", and "Funding", and a search bar. The main content area features a large image of a group of people in a meeting, with the text "Empowering researchers to connect and inspire each other" overlaid. A red button labeled "Create a free account" is positioned below the text. At the bottom, there are four columns of service highlights: "Reference management", "Research network", "Datasets", and "Careers". The Windows taskbar is visible at the bottom of the screen, showing the search bar and various application icons.

- ❑ Free (open source), easy-to-use bibliographic reference manager
- ❑ Helps researchers collect, organize, cite, and share your research sources
- ❑ Can be downloaded from address below
- ❑ Uses various web browsers but is written for Mozilla Firefox.
- ❑ Also able to download from the link
- ❑ www.zotero.org/



NDLTD: Networked Digital Library of Theses and Dissertations — NDLTD - Mozilla Firefox


File Edit View History Bookmarks Tools Help

NDLTD: Networked Digital Library of Theses and Dissertations

www.ndltd.org

Search uTorrent Click to Setup Control

AVG Search Safe Do Not Track Weather Facebook



NETWORKED DIGITAL LIBRARY OF THESES AND DISSERTATIONS

- HOME
- ABOUT NDLTD
- NEWS
- EVENTS AND AWARDS
- RESOURCES
- JOIN NDLTD
- JOIN THE NDLTD EMAIL LIST
- CONTACT NDLTD
- Accessibility
- Log in
- Follow @NDLTD

Welcome to the Networked Digital Library of Theses and Dissertations (NDLTD), an international organization dedicated to promoting the adoption, creation, use, dissemination, and preservation of electronic theses and dissertations (ETDs). We support electronic publishing and open access to scholarship in order to enhance the sharing of knowledge worldwide. Our website includes resources for university administrators, librarians, faculty, students, and the general public. Topics include how to find, create, and preserve ETDs; how to set up an ETD program; legal and technical questions; and the latest news and research in the ETD community.

for Researchers:

Find ETDs

for Authors:

Submit ETDs

for Institutions:

Manage ETDs

News

- ETD 2013 Call for Papers 2013-03-15
- Call for Nominations - NDLTD ETD Awards 2013 2013-03-08
- ETD Awards Presentation at ETD 2012 2012-10-04
- ETD 2012 Symposium Proceedings Now Available Online 2012-09-27
- Call for Bids to Host ETD 2015 2012-09-04

[More news...](#)

Hot Topics


- USETDA 2013 Conference Claremont, California, USA, 2013-07-24
- ETD 2013 Symposium Hong Kong, 2013-09-23

[Previous hot topics...](#)

ndltd NDLTD Global ETD Search

search.ndltd.org

Apps Welcome to ETD 20... Cpa strategy adopted by... Consumer Protectio... Consumer Organisa... Consumer awareness BIS and Consumer A... L Domestic Violence I... Google Image Resul...



Global ETD Search

Search the 4,355,603 electronic theses and dissertations contained in the NDLTD archive:

Q

[advanced search tips](#) ▼

Have a Plagiarism Policy for your University /Institute

- Preamble
- [UGC Regulations 2018](#)
 - [Infrastructure](#)
 - [Awareness](#)
 - [Constitution of DAIP and IAIP](#)
- [Plagiarism Guide](#)
 - What is Plagiarism?
 - Types of Plagiarism
 - How to detect
 - Plagiarism FAQs
 - How to Avoid? Plagiarism Prevention Guidelines for Students
 - How to Avoid? Plagiarism Prevention Guidelines for Educators
 - What is Citation
 - How to Cite Sources
 - Listing References
 - Citation Styles
 - Counselling
 - Important Terms

Acknowledgements

- I would like express my sincere thanks to Authors of various Internet sources used to prepare this presentation.
- Wherever possible the links have been provided. However any omission is duly regretted.
- The presentation is mainly prepared to create an awareness amongst students and researchers about the plague of plagiarism.

Conclusions

- Understand why students or educator cheat?
- Educate them about plague of plagiarism. What is plagiarism?
- Tell them benefits of citing sources
- Let them know about the penalties and consequences by citing examples
- Teach them about how to detect plagiarism
- Teach them about how to avoid plagiarism
- Develop an institutional framework i.e Plagiarism policy, open access policy, workshop and training, and proper guidelines
- Strengthen your Library and Information systems and integrate it with your research process. Librarians are best trained in dealing with such issues

ANY QUESTIONS ?

For Any further information / question

Please feel free

To write to me

rcgaur66@gmail.com

gaur@ignca.nic.in

